

Dyersburg Police Department 2019 Annual Report



**AN INTERNATIONALLY ACCREDITED LAW ENFORCEMENT
AGENCY**

TABLE OF CONTENTS

A MESSAGE FROM THE CHIEF/MISSON STATEMENT	3-4
DEPARTMENT ORGINAZATION/COMMAND STAFF	5
FUNCTIONAL RESPONSIBILITIES	6
LAW ENFORCEMENT ACCREDITATION	7
DEPARTMENT BUDGET	8
TRAFFIC STATS	9
DEPARTMENT PERSONNEL OVERVIEW	10
RISK MANAGEMENT ANALYSIS	11-17
ANNUAL IA & COMPLAINT REVIEW	18
TBI YEARLY CRIME STATISTICS	19-20
2019 PICTURES	21-25

“WE EXIST TO SERVE THE COMMUNITY”

<http://www.dyersburgtn.gov/police>



@DyersburgPD

A MESSAGE FROM THE CHIEF



I am pleased to submit the 2019 Annual Report. I encourage you to review the entire report, and learn about your police department. Protecting and serving our community with emphasis on strong community relationships is vital to a safe and healthy community. We are very fortunate to live and work in a community that supports its police.

In 2019 we were able to fully implement Community Changer, with the assignment of a sergeant to head the community policing team. The department hosted numerous community cookouts, with music and activities for children. Community Changer held the department's first Shop with a Cop in December that provided Christmas for many children in our community.

We were able to add an additional layer of transparency with the implementation of body cameras for officers. It is a priority of this agency that we keep our community informed and that we are fully transparent in all that we do serving the citizens of this great city.

I encourage you to follow us on Facebook, where we post press releases and other important announcements including meetings and events. I would like to thank Mayor John Holden and the Board of Aldermen for their support and investment in public safety. Lastly, I want to thank the men and women of the Dyersburg Police Department. We have 60 commissioned officers and 8 support staff that are dedicated to ensuring this team performs to the highest of standards. Our team is rounded out with 14 part-time traffic safety personnel, who are dedicated to providing safety for our children at school crossing zones, special events, and major traffic scenes where traffic control is needed.

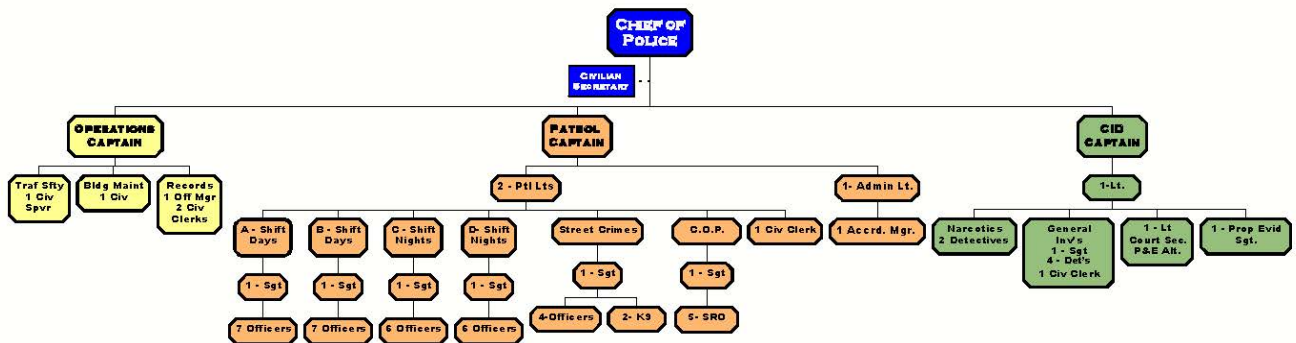


MISSION STATEMENT

The Dyersburg Police Department exists to serve the community by protecting life and property; by preventing crime; and by maintaining order for all citizens. Central to our mission are the values that guide our work and decisions and help us contribute to the quality of life in Dyersburg. Our values are characteristic of worth and are non-negotiable. Although we may need to balance them, we will never ignore them for the sake of expediency or personal preference. We hold our values constantly before us to teach and remind us and the community we serve of our ideals. They are the foundation upon which our policies, goals, and operations are built. In fulfilling our mission, we need the support of all citizens, as well as our elected representatives and city officials, to provide the quality of service our values commit us to provide.



DYERSBURG POLICE DEPARTMENT ORGANIZATION STRUCTURE

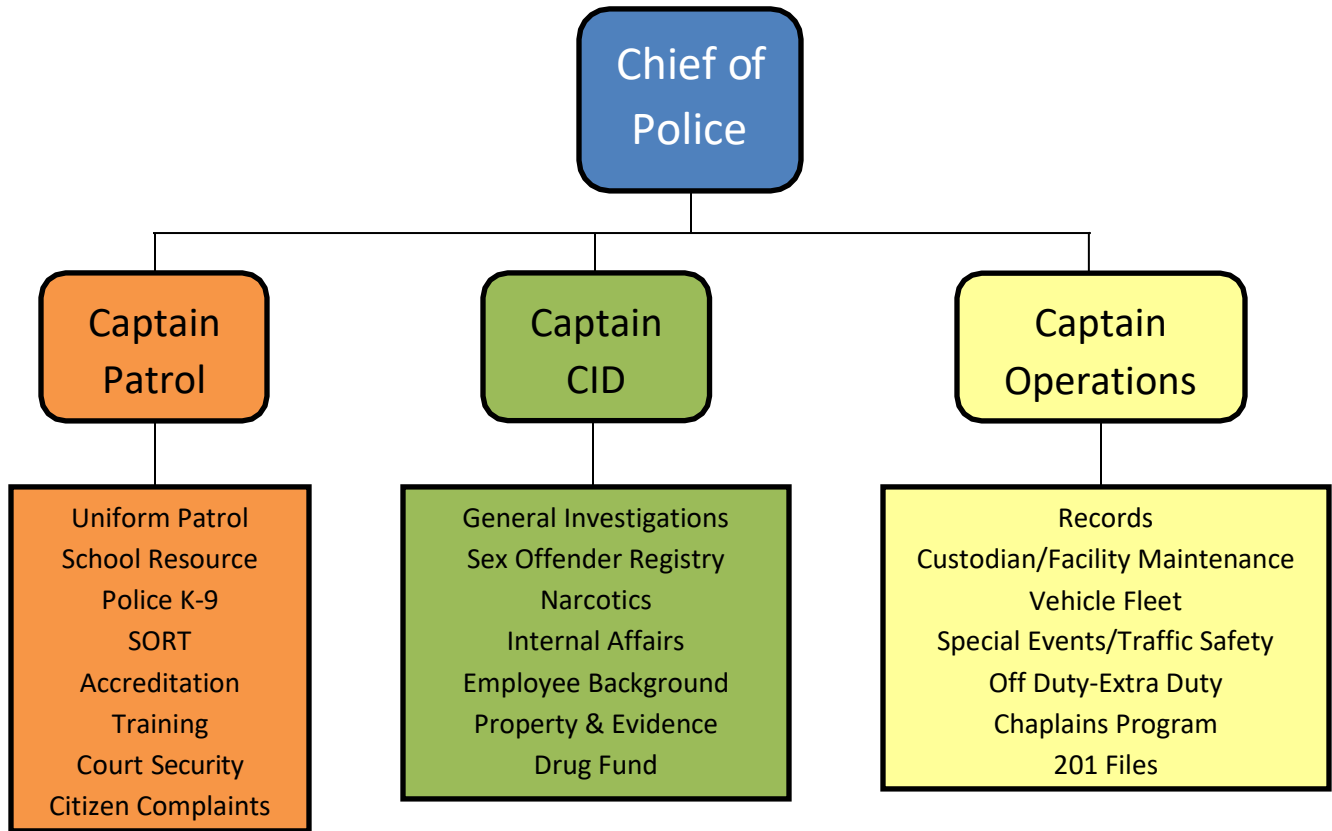


**60 OFFICERS
8 CIVILIANS
JUNE 2020**

Command Staff

Chief of Police- Chief Steven Isbell
 Operations Commander- Captain Roger Dudley
 Criminal Investigations Commander- Captain Billy Williams
 Patrol Commander- Captain Thomas Langford

Functional Responsibilities Chart



Dyersburg Police Department is 1 of only 5 agencies in West Tennessee to achieve the honor of being an Internationally Accredited Agency. Of the 18,000+ law enforcement agencies in the U.S., the Dyersburg Police Department is among the 5% that have received CALEA accreditation.

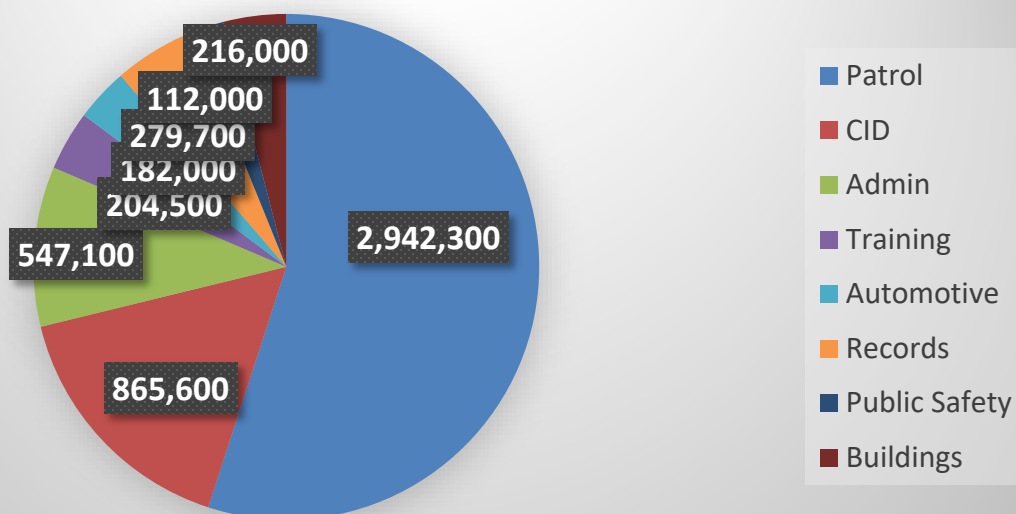
We are a full-service agency that provides 24/7 coverage. Additionally, the department is state accredited by (TLEAP) Tennessee Law Enforcement Accreditation Program, through the Tennessee Association of Chiefs of Police. The department currently operates on an annual budget of 5.5 million dollars along with 68 full-time personnel.

In September of 2014, the Dyersburg Police Department renewed their relationship and membership with Commission of Accreditation for Law Enforcement Agencies (CALEA), and received the award for Advanced Accreditation (Tier 2) in November of 2015 and November of 2019. This enabled the Dyersburg Police Department to become one of the first agencies internationally to embark upon the re-designed 4-year accreditation cycle. This cycle improves the agency's compliance with the standards and ensures that policies are up-to-date with the latest trends, goals, objectives, techniques, and training available. Annually, the Dyersburg Police Department undergoes a remote assessment from CALEA Customer Service Members (CSM) wherein a random sampling of 25% of the standards and agency proofing (policies, reports, photos, videos, training logs, etc.) are selected for intense review by the CSM. Our "physical" on-site is scheduled for 2023, and our agency will be one of the first to have this done. We are proud to be a member of such an elite group of organizations as only approximately 5% of the nation's police agencies are internationally accredited by CALEA.

The Dyersburg Police Department was the 4th agency within the State of Tennessee to achieve the newly minted Tennessee Law Enforcement Accreditation (TLEA) award in 2010. Since that time, we have received our third award from the Tennessee Association of Chiefs of Police Professional Standards Committee. As a member of TLEA, the agency undergoes a separate, on-site, review of standards every three years by a team of TLEA Assessors.

The CALEA and TLEA on-sites involve a tour of the department, meetings with the Chief of Police and the Command Staff, interviews of individual officers and trainers, file reviews and confirmation of performance through ride-a-longs with random officers of the assessors choosing, public call-in sessions, and a public hearing wherein members of the public are invited to come forward and offer their opinions & experiences with the Dyersburg Police Department. Once that has been conducted the agency heads and the accreditation manager attend a conference where they are questioned in a public forum by members of the commission and judged as to whether we have achieved the status of accreditation. Once that is achieved the entire cycle begins again, ensuring that the agency is always at the forefront of law enforcement.

DPD Budget 2019-2020



Of the total \$5.5 Million Dollar annual department operating budget, Employee Salaries, and Benefits accounts for 65% of the budget.

Patrol - Equipment and operating supplies to maintain 48 commissioned officers that provide 24/7 coverage to the corporate limits of the city.

Criminal Investigation- Equipment and operating supplies to maintain 12 commissioned officers that includes Detectives and Narcotic Detectives that investigate and follow up on all criminal cases.

Administration - Included in this budget are contractual agreements, random drug testing for new hires and ongoing testing for employees and electronic connection services for department hardware and equipment.

Training - To provide travel expenses for officers to attend various training conferences and specialized schools. Included also are 4 commissioned officers for training, property & evidence & Professional Standards.

Automotive - The department has a fleet of vehicles that includes 38 Marked Police Vehicles, 18 Un-Marked Police Vehicles and 6 Specialty Vehicles. Provides for constant regular maintenance and upkeep.

Records - The department maintains a secure intranet computer system that includes 3 different sites. The network contains some 30+ desktop and laptop workstations for our records management system.

Public Safety - The department has 14 Traffic Safety Personnel that work daily at School Zones & Special Events.

Buildings - Includes upkeep and maintenance on 4 department buildings and furnishings.

2019 Traffic Statistics

Top 5
Crash Locations in the City

1. 51 Bypass @ Lake Road
2. Lake Road @ Mall Blvd.
3. 51 Bypass @ Parr Ave.
4. St. John @ 51 Bypass
5. Mall Blvd. @ Mall Loop

The Department made 50 DUI Arrests in 2019 compared to 63 in 2018.

There were 546 Crashes Investigated in 2019 compared to 737 in 2018.

There were 2 Fatal Crashes in the City in 2019 compared to 0 in 2018.

2019 Crashes by Month

Jan	Feb	Mar	Apr	May	Jun	Jul	Aug	Sept	Oct	Nov	Dec
63	59	37	43	31	36	39	45	49	36	57	51

2019 DUI Arrests by Month

Jan	Feb	Mar	Apr	May	Jun	Jul	Aug	Sept	Oct	Nov	Dec
3	2	4	3	5	6	3	4	4	2	11	3

Department Personnel Overview

Years of Service	Commissioned	Civilian
0-1 year	6	1
1-5 years	17	1
5-10 years	9	1
10-15 years	4	1
15-20 years	4	1
20-25 years	6	3
25-30 years	6	0
30+ years	8	0

Authorized Strength of the Dyersburg Police Department is 60 Commissioned Officers & 8 Civilian Support Staff

Age of Employee	Commissioned	Civilian
20-25	3	0
25-30	16	0
30-35	7	2
35-40	10	0
40-45	5	0
45-50	5	3
50-55	6	0
55-60	3	1
60+	5	2



Dyersburg Police Department

Training Division

Risk Management Analysis

2019

Prepared by:

**Ptl. Dustin Holley
Use of Force Instructor**

Dyersburg Police Department

Introduction

During the calendar year of 2019, officers of the Dyersburg Police Department responded to a total of 24,599 calls for police service.

Of these calls, there were a total number of 2,031 arrests made. Of the 2,031 arrests, 1,877 were Adults and 154 were Juveniles.

When comparing this number to the 2,496 total arrests made in 2018, it was discovered that the Dyersburg Police Department made 465 fewer arrests in 2019, which is a 18.7% decrease.

There was a total of 81 Use of Force incidents reported in 2019. That's an average of 1 Use of Force incident out of every 25 arrests made. This means of the 2,031 arrest made a Dyersburg Police officer had to use some type of force 4% of the time.

Of the resistant offenders arrested by the Dyersburg Police Department in 2019, 16 were juveniles and 66 were adults.

The 2019 Risk Management Analysis revealed the following:

First Quarter of 2019:

- The total number of force encounters is 15.
- 4 of these encounters occurred on a Saturday after 2200hrs.
- Force encounters most often occurred between 1800-2200hrs, with 6 being the total.
- The most active zone for force encounters, 9, was observed to be the East Zone.

Second Quarter of 2019:

- The total number of force encounters is 27.
- 6 of these encounters occurred on a Wednesday between 1200-1800hrs.
- Force encounters most often occurred between 1200-0001hrs, with 6 being the total.
- The most active zone for force encounters, 16, was observed to be the East Zone.

Third Quarter of 2019:

- The total number of force encounters is 17.
- 4 of these encounters occurred on a Wednesday between 0001-2200hrs.
- Force encounters most often occurred between 1200-1800hrs, with 7 being the total.
- The most active zone for force encounters, 12, was observed to be the West Zone.

Fourth Quarter of 2019:

- The total number of force encounters is 24.
- 7 of these encounters occurred on a Saturday. These were spaced out throughout the day, but the most, 4, were observed to be between the hours 1800-2359hrs.
- Force encounters most often occurred between 1800-2200hrs, with 9 being the total.
- Both East and West Zones were observed have 12 force encounters in each zone.

2019 Encounter Types:

- Of the total uses of force reported in 2019, 61 were during misdemeanor arrests and 22 were for felony arrests.

Force Applications on resistant Subjects Summary:

Officers encountered a total of 81 Response to Resistance incidents in 2019. This shows a 20% increase from 2018 that showed 68 incidents. This shows that officers have seen an increase in resistant subjects yet are confident in making force decisions when it is reasonable to do so. Ongoing training continues to focus on the education of officers regarding objectively reasonable applications of force upon resistant subjects.

During department training officers are placed in scenarios where they are forced to make decisions in tense, uncertain, and rapidly evolving situations which simulate a real-world environment. This training is designed to help officers become more aware of the pros and cons of the application of force on a resistant subject as well as the inherent risks to both officers and the resistant subject. Future training will strive to seek a balanced use of the tools and empty hand controls so that officers are constantly aware of their options while under stress. This will aid the officers in continuing to make the appropriate decisions in the field.

As a result of all physical force utilized by members of the Dyersburg Police Department in 2019, there are 8 incidents that caused an injury to a suspect, but not to the degree that they required medical attention. Medical treatment was made available, but in each instance the subject refused treatment. This demonstrates that officers are following the Dyersburg Police Department Response to Resistance Policy regarding Assistance to the Injured.

In 2019 there were no reported instances where the Asp Baton was used to subdue a resistant subject.

The use of the Taser CEW has decreased by 60% in 2019. There was a total of 6 Taser CEW deployments in 2019 compared to the 15 deployments in 2018. There were 3 reported Taser CEW deployments in which officers energized the subject more than once. In each of these incidents the subject attempted to continue to resist arrest after they received the initial deployment. Overall, officers have made excellent force decisions when the Taser has been applied, but are not over-reliant on the Taser CEW.

Pursuits:

In 2019 there were 28 instances where a suspect evaded arrest in a motor vehicle. Of these there were no pursuits reported. When faced with suspects who resist by evading in a motor vehicle, our officers are accurately choosing not to pursue of their own accord, with little or no supervisory input. This continues to demonstrate the effectiveness of our policy and training in Emergency Vehicle Operations that only allows for violent, felony pursuits.

Chemical Agent:

2019 showed a total of 11 uses of chemical agent, or a 15.38% decrease, compared to the 2018 reported uses of 13. There were no injuries to suspects as a direct use of the chemical agent. Of the 11 incidents that the chemical agent was utilized as a force option, officers were able to decontaminate all of the suspects either on scene or upon arrival at the correctional facility, with the aid of correctional officers.

Weapons:

There were no weapon deployments in 2019.

Assault on Sworn Officer Review

During the calendar year of 2019, officers of the Dyersburg Police Department responded to a total of 24,599 calls for police service. Of these calls, there were a total number of 2,031 arrests made. Of the 2,031 arrests, 1,877 were Adults and 154 were Juveniles.

While performing their duties there were a total of 12 members of the Dyersburg Police Department assaulted. Of these assaults there were two that resulted in injuries to the officer. During both of these instances the officer was caught off-guard by a sudden, violent, and unnoticed assault upon their person. One of these assaults required medical attention for a broken finger and an eye that was swollen shut.

The majority of assaults occurred while officers were investigating misdemeanor crimes or calls for service. Two (2) were felony calls for service and ten (10) were on misdemeanor crimes. One of the most violent incidents occurred during a felony weapons investigation where the officer was repeatedly punched in the face. Of the assaultive subjects, only one had a known history of being combative toward officers, with over five (5) recent arrests for resisting arrest and three (3) assaults upon officers. 9 of the assaults upon officers occurred while more than one officer was on scene. One occurred rather quickly with a suspect driving his car purposefully toward the officer in an attempt to strike him.

The review did not reveal any unusual mistakes upon the officer's behalf, or trends. Even so, training on pre-assault/threat indicators continues to be implemented within all facets of training as well as de-escalation strategies, defensive tactics, and the use of less lethal tools (spray, baton, and taser).

Table 1: 2019 Demographic Data of Force Encounters When Responding to Resistance

White Males (28% of Force Encounters):

Resistant subjects for this category decreased from the total of 27 in 2018 to a total of 23 in 2019. This is a decrease of 14% from the previous year.

Black Males (29% of Force Encounters):

Resistant subjects for this category decreased from 28 in 2018 to 24 in 2019. This is a decrease of 14% from the previous year.

White Females (13% of Force Encounters):

Resistant subjects for this category increased from 8 in 2018 to 11 in 2019. This is an increase of 38% from the previous year.

Black Females (5% of Force Encounters):

Resistant subjects for this category decreased from 12 in 2018 to 4 in 2019. This is a decrease of 67% from the previous year.

Hispanic Male (1% of Use of Force Encounters):

Resistant subjects for this category decreased from the total of 3 in 2018 to a total of 1 in 2019. This is a decrease of 67% from the previous year.

Hispanic Female (1% of Use of Force Encounters):


Resistant subjects for this category increased from the total of 0 in 2018 to a total of 1 in 2019. This is a increase of 100% from the previous year.

Table 2: 2019 Analysis

Dyersburg Police Department

Response to Resistance 2019 Annual Analysis Chart

	White		Black		Hispanic/Latino any race		Other		Total
	Male	Female	Male	Female	Male	Female	Male	Female	
Firearm Discharge	0	0	0	0	0	0	0	0	0
• Number of Suspects Receiving Non-Fatal Injuries from Firearms	0	0	0	0	0	0	0	0	0
• Number of Suspects Receiving Fatal Injuries from Firearms	0	0	0	0	0	0	0	0	0
Pursuits	0	0	0	0	0	0	0	0	0
CEW Deployment	3	0	3	0	0	0	0	0	6
Baton	0	0	0	0	0	0	0	0	0
Chemical /OC	2	1	6	0	0	1	1	0	11
Weaponless	25	12	31	8	1	1	0	0	78
Total Use of Force Applications*	30	13	40	8	1	2	1	0	95

Total Number of Incidents Resulting in Officer Injury or Death During Force Encounters	4 injured 0 Deaths	
Total Number of Incidents Resulting in Suspect Injury or Death During Force Encounters	8 injured 0 deaths	
Total Number of Calls	24599	
Total Use of Force Arrests	81	
Total Use of Force Complaints	1	

- One Use of Force Arrest may include a variety of officer response tactics (CEW, Pursuit, Firearm, Baton, OC, Weaponless) and therefore, may reflect a different numeric total than the Use of Force Incident itself.
- For accurate statistical purposes the use of a firearm on an attacking animal IS NOT added into the totals. However, it has been noted when it has occurred, and the DPD does track them annually as part of the Personnel Early Warning System.
- Of the 24599 Calls for service over the 2019 period only 12.11% resulted in an arrest.
- Of the 2031 custodial arrests made over the same 2019 period officers used force only 3.98% of the time.


Data Collection Period: 01/01/2019 to 12/31/2019

Table 3: Ongoing Analysis

Dyersburg Police Department

Response to Resistance

14 Year Analysis (2005-2019)

	White		Black		Hispanic/Latino any race		Other		Total	
	Male	Female	Male	Female	Male	Female	Male	Female		
Firearm Discharge	3	0	0	0	0	0	0	0	3	
• Number of Suspects Receiving Non-Fatal Injuries from Firearms	1	0	0	0	0	0	0	0	1	
• Number of Suspects Receiving Fatal Injuries from Firearms	2	0	0	0	0	0	0	0	2	
Pursuits	20	3	27	3	0	0	3	0	56	
CEW Deployment	78	8	86	9	1	0	0	0	182	
Baton	21	0	27	0	0	0	0	0	48	
Chemical /OC	145	39	132	26	0	1	3	0	346	
Weaponless	345	118	330	92	11	1	2	0	899	
Total Use of Force Applications*	615	168	602	130	12	2	8	0	1,537	
Total Number of Incidents Resulting in Officer Injury or Death During Force Encounters	37 injured									0 Deaths
Total Number of Incidents Resulting in Suspect Injury or Death During Force Encounters	70 Injured									2 Deaths
Total Number of Calls	419,006									
Total Use of Force Arrests	1309									
Total Use of Force Complaints	4									
<ul style="list-style-type: none"> • One Use of Force <u>Arrest</u> may include a variety of officer response tactics (CEW, Pursuit, Firearm, Baton, OC, Weaponless) and therefore, may reflect a different numeric total than the Use of Force Incident itself. • For accurate statistical purposes the use of a firearm on an attacking animal <u>IS NOT</u> added into the totals. However, it has been noted when it has occurred, and the DPD does track them annually as part of the Personnel Early Warning System. • Of the 419,006 Calls for service over the 14-year period only 9.56% resulted in an arrest. • Of the 43,823 custodial arrests made over the same 14-year period officers used force only 2.99% of the time. 										

Data Collection Period: 2005 to 2019

Commentary:

In conclusion, the documentation demonstrates that officers are utilizing their skills, judgement, and training while escalating and de-escalating their force options appropriately based on the actions of the resistant subject.

Officers of the Dyersburg Police Department are utilizing sound judgment in all use of force encounters. This could not have been done without the Dyersburg Police Department dedication to ongoing training and the officer's reception of said training, coupled with a dedication to professionalism.

The calls for service, total arrests, and force incidents have decreased compared to 2018. Even with the overall decrease, the force encounters did rise ever so slightly from 1 in 26 arrests to 1 in 25 arrests where an officer was involved in a force encounter. There have been no other trends detected within the 2019 Risk Management Analysis beyond identifying time frames where shifts remain at peak call volume. This addressed through the staffing levels developed by the Commander of Patrol Services.

As the Dyersburg Police Departments Use of Force instructor, it is my professional opinion to continue to focus on high quality training to help our officers make reasonable decisions in tense, uncertain, and rapidly evolving situations.

It is recommended that ongoing training in Officer Survival Tactics, Emergency Vehicle Operations, Firearms, De-Escalation Tactics, and Response to Resistance continue to remain the focus of our training program. These critical areas of high risk and high liability are essential to maintaining a well-trained and professional department.

Respectfully,

Ptl. Dustin H. Holley
Use of Force Instructor
Dyersburg Police Department

Annual Internal Affairs & Complaint Review

Reporting Period January 1st to December 31st, 2019 Date of Report 06/10/2020

Report Submitted by: Capt. Thomas Langford

Citizen Complaints

	External	Internal	Total
Total Complaints Filed	15	1	16
Total Referred to I/A	1	0	1
Total Handled by Supervisor	14	1	15

Internal & External Complaint Types

Type	Filed	Founded	Unfounded (Complaint is False)	Pending	Insufficient Evidence
OIS	0	0	0	0	0
Excessive Force	0	0	0	0	0
Sexual Misconduct	0	0	0	0	0
Inappropriate Language/ Conduct	2	0	2	0	0
Theft	0	0	0	0	0
All Other	14	2	11	0	1

Total of 0 Internal Complaints referred to Internal Affairs

There have been a total of **16** complaints filed during the year **2019** only **1** of those were initiated internally while the **15** remaining were external complaints initiated by citizens.

Dyersburg Police Department- NIBRS Agency Crime Overview- 2019

Population Estimate		16,300		Offenses (*)		Arrests (**)	
Offense Overview		Group A Offenses		Reported	Cleared	Adult	Juvenile
Offense Total		2,470		Crimes Against Persons			
Number Cleared		997		Murder	3	3	0
Percent Cleared		40.36%		Negligent Manslaughter	0	0	0
Group A Crimes per 100,000 population		15,153.4		Negligent Vehicular Manslaughter	0	0	0
Arrest Overview		Kidnapping/Abduction		18	16	7	0
Total Arrests		1,885		Forcible Rape	7	2	0
Adult Arrests		1,745		Forcible Sodomy	0	0	0
Juvenile Arrests		140		Sexual Assault W/ Object	0	0	0
Unknown Age		0		Forcible Fondling	16	6	2
Arrests per 100,000 population		11,564.4		Incest	0	0	0
Average number offenses/incident		1.18		Statutory Rape	0	0	0
Domestic Violence Victims		Aggravated Assault		140	93	66	4
Offense	Reported	Cleared	Simple Assault	491	215	167	22
Murder	2	2	Intimidation	94	17	14	1
Aggravated Assault	69	52	Stalking	11	3	1	0
Simple Assault	287	161	Commercial Sex Acts	0	0	0	0
Intimidation	30	8	Involuntary Servitude	0	0	0	0
Stalking	5	1	Crimes Against Property				
Forcible Rape	1	0	Arson	5	0	0	0
Forcible Sodomy	0	0	Bribery	0	0	0	0
Sex Aslt. W/ Obj	0	0	Burglary	223	34	26	8
Forcible Fondling	4	1	Counterfeiting/Forgery	58	17	7	2
Incest	0	0	Destruction/Damage/Vandalism	229	42	21	3
Statutory Rape	0	0	Embezzlement	8	2	2	0
Kidnapping/Abduction	16	15	Extortion/Blackmail	1	0	0	0
Commercial Sex Acts	0	0	Fraud-False Pretenses	60	5	5	0
Involuntary Servitude	0	0	Fraud-Credit Card/ATM	29	9	7	0
Total	414	240	Fraud-Impersonation	29	18	8	0
Group B Arrests		Fraud-Welfare		0	0	0	0
Offense	Adult	Juv.	Fraud-Wire	0	0	0	0
Bad Checks	1	0	Fraud- Identity Theft	0	0	0	0
Curfew/Vagrancy	0	3	Fraud-Computer Hacking/Invasion	0	0	0	0
Disorderly Conduct	19	21	Robbery	30	18	18	1
DUI	50	1	Theft-Pocket-picking	0	0	0	0
Drunkness	99	0	Theft-Purse Snatching	1	1	1	0
Family-Non Violent	2	0	Theft-Shoplifting	193	128	117	9
Liquor Law Violations	17	0	Theft from Building	86	12	11	0
Peeping Tom	0	0	Theft from Coin Machine	2	0	0	0
Runaway	0	0	Theft from Motor Vehicle	120	7	5	0
Trespass	47	1	Theft of Motor Vehicle Parts	26	0	0	0
All Other Offenses	770	45	Theft- All Other Larceny	192	28	23	1
Total Group B	1,005	71	Motor Vehicle Theft	53	11	11	0
			Stolen Property Offenses	1	1	0	0

Dyersburg Police Department- NIBRS Agency Crime Overview-2019 Cont'd

Group A Offenses Continued	Offenses (*)		Arrests (**)	
	Reported	Cleared	Adult	Juvenile
Crimes Against Society				
Animal Cruelty	7	5	5	0
Drug/Narcotic Violations	205	186	161	8
Drug/Narcotic Equipment Violations	91	85	35	2
Gambling-Betting/Wagering	0	0	0	0
Gambling- Operating/Promoting	0	0	0	0
Gambling- Equipment Violations	0	0	0	0
Gambling- Sports Tampering	0	0	0	0
Pornography/Obscene Material	5	2	1	2
Prostitution	1	0	0	0
Prostitution Assisting/ Promoting	0	0	0	0
Purchasing Prostitution	0	0	0	0
Weapon Law Violation	35	31	15	4
Total Group A Offenses	2,589	1,129	837	77

(*) Offenses are counted using the FBI Units of Count for Crime

(**) The 'Arrests' column shows arrest made for incidents during the selected period, regardless of arrest date. Arrest counts for the same period may change over time.

It should be noted this report is valid as of June 10, 2020 and is subject to change









